

A Preliminary Investigation into Field Work Models in Canadian  
Child and Youth Care Education

---

July 2016

Project Lead: Heather Snell

Faculty Child and Youth Care School of Social & Community Services

Humber College

Research Associates:

Tammy Tse & Ryan McLeod Humber College

Research Committee: Child and Youth Care Accreditation Board of

Canada

## Acknowledgements

---

**Michael Keough MA (cyc) University of Victoria.**

Data collection and analysis in partial fulfillment of the requirements MA Child and Youth Care, University of Victoria, Victoria, British Columbia Canada.

---

**Dr. Sibylle Artz**

School of Child and Youth Care, University of Victoria, Victoria, British Columbia, Canada

**Dr. Douglas Magnuson**

School of Child and Youth Care, University of Victoria, Victoria, British Columbia, Canada

---

**Child and Youth Care Accreditation Board of Canada:****CYCEAB Research Committee:**

Mariam Curtis, Michael Keough, Michelle Kroll, Doug Magnuson, Jenny McGrath, Graham McPheat, Tina Neary, Diane Parris, Michelle Shelswell, Heather Snell (chair), Melissa Teles.

**Participating CYCEAB Members:**

Algonquin College, Cambrian College, Confederation College, Douglas College, Eastern College, George Brown College, Grant MacEwan University, Humber College, Lethbridge College, Mohawk College, Mount Royal University, St Clair College, Seneca College, Sheridan College, Sir Sanford Fleming College, University of Fraser Valley, University of Victoria, Vancouver Island University.

---

**Humber College Applied Research and Innovation:**

Funding support provided by Humber College Applied Research & Innovation: DAIR

---

## Table of Contents

---

Overview .....	3
Method .....	3
Analysis .....	3
CYC Program Location .....	3
Program Credentials.....	4
Structure .....	5
Total Number of Practicum .....	5
Model .....	7
First Practicum Characteristics.....	10
Total Hours .....	11
Credits and Hours Ratio .....	11
Supervision.....	12
Number of Agencies, Students in Practicum and Faculty Supervisors .....	12
Supervisor Credential .....	13
Contact Frequency .....	14
Evaluation .....	14
Future research.....	15
Appendix A – Coding.....	16
Appendix B – Practicum Structure.....	17
Appendix C – Supervision .....	20
Appendix D – Evaluation .....	26

## Preliminary Investigation into Field Work Models in Canadian Child and Youth Care Education

### Overview

Field work, placement, practicum... these are some of the names used to describe field experience necessary when obtaining a credential in Child and Youth Care (CYC). While it could be agreed that practicum education is important in this field, there is an absence of research specific to CYC. This investigation will explore and report key variables of the various CYC field work (FW) models used across Canada, which includes practicum structure, supervision and evaluation. As this is a preliminary study of field work in CYC education and is only a snapshot of CYC field work models, to attain a better understanding of this important component of CYC education, there is a need for further research.

### Method

The practicum practices of 28 CYC programs across Canada were explored using data collected by Mike Keough for his Masters research project entitled: "Practicum Education in Child and Youth Care", and email correspondence with program faculty. As the data from this project was collected for the 2014-2015 academic year, email correspondence and online searches were conducted to update existing information to the 2015-2016 academic year. Although the data collected is public information, all participating institutions have been coded with an individual ID based on region and credential and will be discussed by code throughout this report.

### Analysis

#### CYC Program Location

- Participating institutions include:  
Algonquin College, Cambrian College, Confederation College, Douglas College, Eastern College, Sir Sanford Fleming College, George Brown College, Grant MacEwan University, Humber College, Lethbridge, Mohawk College, Mount Royal University, Nova Scotia Community College, Seneca College, Sheridan College, St. Clair College, University of Fraser Valley, University of Victoria and Vancouver Island University.
- The regions were divided into 3 parts:
  - Western Canada consist of programs in British Columbia and Alberta
  - Central Canada include those in Ontario
  - Eastern Canada include those in New Brunswick and Nova Scotia

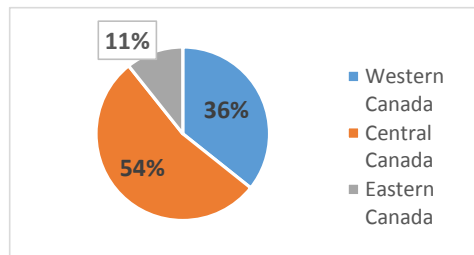


Figure 1

- Over half (54%) of the CYC programs were found across Ontario, over a third (36%) were in Western Canada and at 11%, Eastern Canada made up of the lowest number of programs (figure 1).

### Program Credentials

There are four types of credentials that exist for CYC, which consist of accelerated advanced diplomas (Acc. Dip), diplomas (Dip), advanced diplomas (Adv. Dip) and degrees (Deg). The length of the program ranges from 1 to 4 years. Figure 2 includes the proportion of participants, a summary of the program length and locations by credentials.

#### Accelerated Advanced Diploma Program

For programs that have a length of 3 semesters, the first two semesters consist of solely course work and the final semester is practicum. For those with four (4) semesters, there is a practicum starting in semester two (2). 02A02 and 02A03 are located in the Greater Toronto Area (GTA) and follow a 16 month / four (4) semester format, whereas 02A01 and 02A04 are located outside of the GTA and follow a one (1) year / three (3) semester format.

#### Diploma Program

01B02 and 01B03 do not follow a curriculum in a semester format. The programs duration ranges from 69 to 76 weeks, including 6 weeks of break scattered throughout. The majority of programs have a CYC designation upon completion of the program except for the following:

- 03B01 has a title of CYCC
- 01B02 has a title of CYCW
- 01B03 has a title of CYCW with Addiction's Support

#### Advanced Diploma Program

While most are a 3 year / 6 semester program, there are 2 programs that are different:

- 02C10 is 3 years with 9 semesters
- 02C02 is 2 years with 6 consecutive as they are consecutive semesters.

Similar to the Accelerated Advanced Diploma programs, half of them are located in the GTA.

### Degree Program

All program have a designation of BA-CYC except for the following:

- 03D06 has a BCST-CYCC Major
- 03D05 and 02D01 have a BCYC

Credential	Accelerated Advanced Diploma	Diploma	Advanced Diploma	Degree
<b>Program Length</b>	1 year / 3 semesters or 16 mo. / 4 semesters	2 years / 4 semesters	3 years / 6 semesters	4 years/8 semesters
<b>Location</b>	4 programs (14%) ○ All in Ontario	7 programs (25%) ○ 2 in British Columbia ○ 2 in Alberta ○ 2 in Nova Scotia ○ 1 in New Brunswick	10 programs (36%) ○ All in Ontario	7 programs (25%) ○ 4 in British Columbia ○ 2 in Alberta ○ 1 in Ontario

### Structure

Figure 2

The structure of CYC field work is made up of various components and include the total number of practicum, model, first practicum characteristics, total hours and the comparison between hours and credits. Each item will be explored as a whole and then further broken down by credential.

### Total Number of Practicum

#### Overall All Programs

The total number of practicum ranged from 1 to 6. Most programs (39%) have 3 practicums, 25% have 2 practicums, 18% have 4 practicums, 11% have 1 practicum and 7% have 6 practicums as seen in figure 3.

Four programs report offering an additional specialized certification option outside the curriculum, but students still participate within the program placement structure.

Group practicum experiences were included in this count as a distinct practicum but this may change upon curriculum revision. When comparing to all programs, there is a spurious relationship in the length of the program and the total number of practicum in CYC, as those with two or less practicums are from various credentials. This relationship is further explored by credentials.

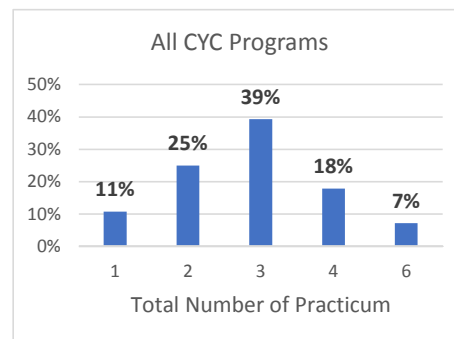
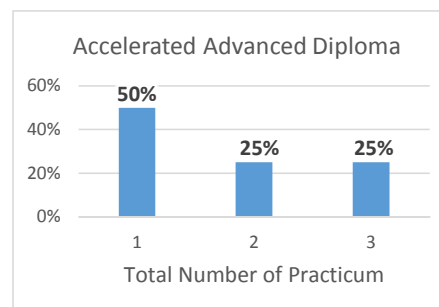


Figure 3

#### Accelerated Advanced Diploma Program

The number of practicum allotted for accelerated diploma ranged from one to three practicum as shown in figure 4.

- 2 programs had 1 practicum (50%)



- 1 program had 2 practicums (25%)
- 1 program had 3 practicums (25%)

It is interesting to note that the programs with only 1 practicum are those who have only 3 semesters.

#### Diploma Program

Figure 4




Figure 5

The number of practicum allotted for diploma program was quite variable as shown in figure 5.

- 1 program had 1 practicum (14%)
- 1 program had 2 practicum (14%)
- 3 programs had 3 practicum (43%)
- 2 programs had 4 practicum (29%)

It is interesting that although all diploma programs offer two years of study over four semesters, field work models within these programs vary considerably.

#### Advanced Diploma Program




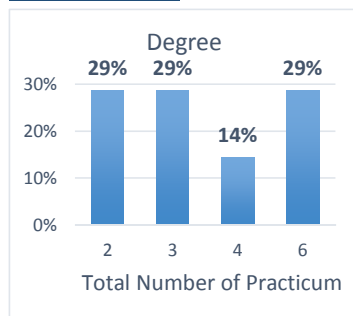
Figure 6

The number of practicum allotted for advanced diploma was at minimum 2 practicums as shown in figure 6.

- 3 programs had 2 practicums (30%)
- 5 programs had 3 practicums (50%)
- 2 programs had 4 practicums (29%)

There was no association with the length of program and the total number of practicum given that programs with 2 practicum did not only include O2C02, which is 2 years in length, but two others, which are 3 year programs.

#### Degree Program



The number of practicum for degree programs ranged between 2 to 6 as shown in figure 7.

- There are 2 programs each for those with 2, 3 and 6 practicums.
- Only 1 program had 4 practicums

One program had additional practicums that did not take place in a front-line setting. Those with practicums that continued for multiple semesters were considered as one practicum, as one set of credits and hours were assigned.

Figure 7

Three degrees had specialized practicum including:

- Specialization in Working with the First Peoples of this land.
- Child Protection Specialization, which is a block placement, or a Child Life Specialization, which is longer practicum. The option of doing these after graduating as a Post-Degree Certificate of Extended Studies is available.
- Child Protection Specialization as a block placement in 4th year.

### Model

Practicum can be concurrent, block or a variation of block and concurrent. Concurrent practicums take place simultaneously with other courses, whereas block practicums occur in a semester that students are not taking other courses. A variation occurs when practicums begin as a block, but later in the semester continue as concurrent.

#### Overall Program Practicum analysis

Of the 82 practicum reported, the most common type of practicum is concurrent with 43%, and the frequency of block and the variation were nearly even at 29% and 28% respectively.

Practicums tend to begin as concurrent model. Variations of block and concurrent are popular in later placements, and shift to mostly block in the third experience (figure 8).

Concurrent practicums begin at 61% and then decrease to 29% in third placement. Whereas block practicums begin at 25% and then increase to 53% in third placement. It was most common to see a variation of block and concurrent in the second practicum experience. As there were only two programs that offer a fifth and sixth practicum, the proportion is rather skewed in comparison to programs with up to 4 practicums. Below is a full breakdown of the percentage of practicum types by practicum number.

Type	Practicum Number					
	1	2	3	4	5	6
<b>Concurrent</b>	61%	33%	29%	67%	50%	50%
<b>Block</b>	25%	29%	53%	33%	0%	0%
<b>Variation</b>	14%	38%	18%	0%	50%	50%

**Block:** Most popular with Diploma Programs and decrease as the program length increases (excluding Accelerated Advanced Diploma).

**Concurrent:** Most common in Advanced Diploma

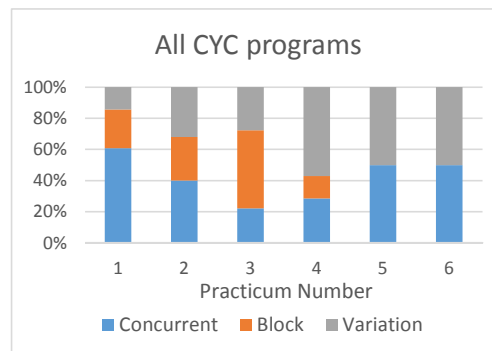


Figure 8



and least common in Diploma programs.

**Variation of Block and Concurrent:** Most common in Degrees and least in Advanced Diplomas.

Accelerated Advanced Diploma

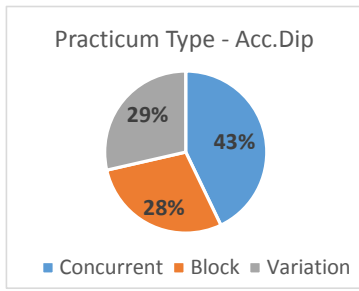


Figure 10

There were a total of 7 practicum across all four programs. 43% of all practicum were concurrent, and near equal proportion of block and a variation (28% and 29%) (figure 9).

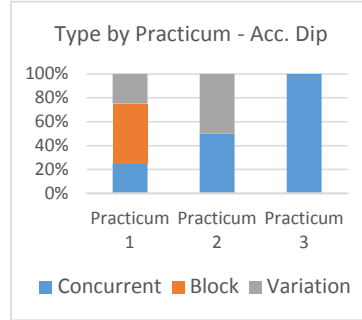


Figure 11

Programs with 1 practicum were block practicum.

Only 1 program (02A03) offers solely multiple concurrent practicum. There was a shift towards concurrent practicum as total practicum increased, while there was no variation found in third practicum (figure 10).

Diploma Program

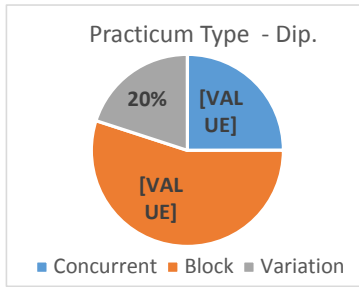


Figure 12

Across all seven programs, a total of 20 practicum were found. To note, only 18 were classified as the other 2 were group practicum.

More than half of the practicum (55%) were block, 25% were concurrent and 20% were a variation of block and concurrent (figure 11).

Concurrent practicum were only found in the first and second practicum and shift to either variation or block at subsequent practicum. This does not apply to 03B02, which offers only a sole concurrent practicum that spans two semesters. When a program has a 3<sup>rd</sup> or 4<sup>th</sup> practicum, they are only block practicum or a variation (figure 12). Below is a chart of the full breakdown by practicum.

Figure 9

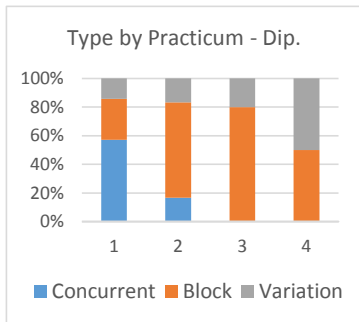


Figure 13

Type	Practicum 1	Practicum 2	Practicum 3	Practicum 4
<b>Concurrent</b>	57%	17%	0%	0%
<b>Block</b>	29%	67%	80%	50%
<b>Variation</b>	14%	17%	20%	50%

Advanced Diploma Program

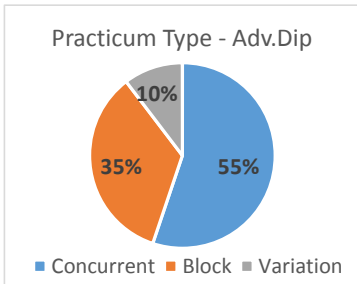


Figure 14

For the ten Advanced Diploma programs, there was a total of 29 practicums. More than half of the practicums (55%) were concurrent, 35% were block and 10% were a variation of block and concurrent (figure 13).

The majority of the first 2 practicums were concurrent with equal distribution of practicums that were block. As a third practicum is introduced, it appeared to shift towards block. However, for the only 2 programs that offered a fourth practicum, they were only concurrent (figure 14).

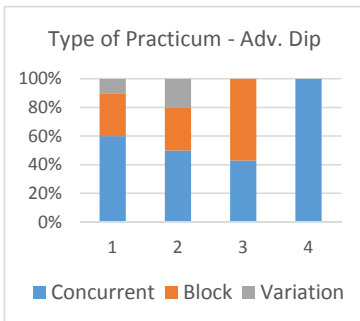


Figure 15

Below is a complete chart of the proportions of type by practicum number.

Type	Practicum 1	Practicum 2	Practicum 3	Practicum 4
<b>Concurrent</b>	60%	50%	43%	100%
<b>Block</b>	30%	30%	57%	0%
<b>Variation</b>	10%	20%	0%	0%

Degree Program

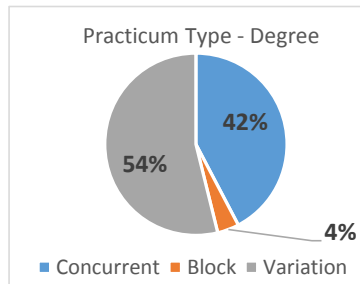


Figure 16

There were a total of 26 practicums across all degree programs. About half were either concurrent (54%) or a variation of block and concurrent (42%), and 4% of practicums were block (figure 15).

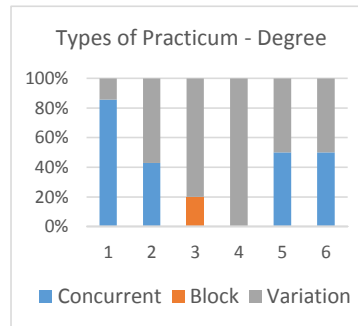


Figure 17

As a student enters a third practicum, it appears to shift to block or a variation of block and concurrent (figure 16). Degree programs that had concurrent programs did not have any block practicum. Below is a chart of the percentage of practicum types by practicum.

Type	Prac. 1	Prac. 2	Prac. 3	Prac. 4	Prac. 5	Prac. 6
<b>Concurrent</b>	86%	29%	20%	0%	50%	50%
<b>Block</b>	0%	0%	20%	0%	0%	0%
<b>Variation</b>	14%	71%	60%	100%	50%	50%

### First Practicum Characteristics

First Practicum experiences are particularly noteworthy as there is frequently a difference when compared to later practicums. The practicum type varied across all credentials. The most common type of practicum was concurrent with 17 programs of the 28 (60%) and variations of block and concurrent was rarest with only 1 program from each credential. The hours ranged from 24 to 720 hours. Figure 17 summarizes the hour range across all credentials.

The occurrence of the first practicum was nearly unanimous across credentials, as almost all programs (96%) begin first placement **after** the completion of at least 1 semester of academics.

- 3 programs offered a first placement in semester 1; two were from degrees and one from a diploma. One program indicated their first practicum was an on campus experience extending the learning outcomes of a course introducing students to concepts of advocacy.
- 9 programs report first practicum is in semester 2.
- 8 programs report semester 3.
- 4 programs report in both semesters 3 and or 4 as it is 1 practicum experience that spans for two semesters.
- 2 programs do not begin practicums until third year in semesters 5 & 6 (both degrees).
- Two diploma programs report in weeks – not by academic semesters & were excluded.

Credential	Hours
Acc. Diploma	52 – 720
Diploma	24 – 300
Advanced Diploma	315 – 480
Degree	25 – 305
<b>Overall</b>	<b>24 – 720</b>

Figure 18

#### Accelerated Advanced Diploma Program

First practicums begin either in the final semester (semester 3) or in semester 2. It was an even split between the 4 programs. Those with their first practicum in semester 3 were also only block practicum. Those in semester 2 were either concurrent or a variation of block and concurrent.

#### Diploma Program

First practicums most frequently began in semester 3 and were either block or a variation of block and concurrent. The program that begins in semester 1 and the one that occurs in semester 3 and 4 both offer a concurrent practicum.

#### Advanced Diploma Program

First practicums began mostly in semester 3 and were even distributed as either block or concurrent practicum. The two programs that begin in semester 2 offer only concurrent practicums, while the final 2 that occur in semester 3 and 4 had either concurrent or a variation.

Degree Program

First practicum in degree programs had the most variation, where it ranged from semester 1 to 5 and 6. There was only 1 program that had a variation of block and concurrent practicums and began in semester 2.

**Total Hours**

Overall for all programs, the hours ranged from 300 to 1440 hours. Figure 18 summarizes the total hour range across all credentials.

All programs except five demonstrated an increase in practicum hours from first placement to subsequent placements. All five offered two practicums, including 1 accelerated advanced diploma, 1 diploma, 2 advanced diploma and 1 degree.

Of the 18 programs offering more than 2 practicums:

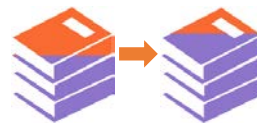
- 1 decreased hours.
- 1 both increased and decreased hours.
- 6 remained the same.
- 10 increased hours into more advanced practicum.

Credential	Total Hours
Acc. Diploma	480 – 1200
Diploma	300 – 840
Advanced Diploma	900 – 1440
Degree	600 – 1260
<b>Overall</b>	<b>300 – 1440</b>

Figure 19

**Credits and Hours Ratio**

Typically, 3 credits for a course signify a particular set of hours for all academic courses. Yet, for practicum credits and hours in CYC programs, there are inconsistencies. Looking at 17 programs that reported both hours and credits, because of the high variability in those reported, the median value is provided. It was found that when academic course hours are compared to practicum hours, the median was 55% for academic hours and 45% for practicum hours. When credits are compared, the ratio for academic value raised to 82%.



Overall	Academic Hours	Practicum Hours	Academic Credits	Practicum Credits
<b>Median</b>	<b>55%</b>	<b>45%</b>	<b>82%</b>	<b>18%</b>
<b>Low</b>	47%	2%	53%	3%
<b>High</b>	80%	53%	97%	47%

Figure 20

Although there is a large variability across CYC programs irrespective of credential, ultimately, the ratio of hours did not match to the credits allotted as seen in figure 19. Note

Practicum hours were considered distinct from Seminar hours, which in most programs were noted and calculated as part of academic credits.

Out of the 4 Accelerated Advanced Diplomas, only 1 program reported both hours and credits, thus omitted from figure 20. Diploma programs were the only credential that had all seven programs reporting both hours and credits. Only half the Advanced Diplomas and Degree programs were reported in figure 20. Advanced Diplomas was the credential that had the lowest discrepancies between hours and credits, while degrees and diplomas had similar amount of discrepancies when looking at the difference between hours and credits.

Credential		Class Hours	Practicum hours	Academic Credit	Practicum Credit
Diploma	<b>Median</b>	<b>65.9%</b>	<b>34.1%</b>	<b>84.8%</b>	<b>15.2%</b>
	Low	48.3%	19.5%	72.9%	3.0%
	High	80.5%	51.7%	97.0%	27.1%
Advanced Diploma	<b>Median</b>	<b>52.1%</b>	<b>47.9%</b>	<b>59.9%</b>	<b>40.1%</b>
	Low	46.9%	45.9%	52.9%	28.3%
	High	54.1%	53.1%	71.7%	47.1%
Degree	<b>Median</b>	<b>63.8%</b>	<b>36.2%</b>	<b>85.0%</b>	<b>15.0%</b>
	Low	51.6%	31.2%	81.6%	14.8%
	High	68.8%	48.4%	85.2%	18.4%

Figure 21

## Supervision

In terms of practicum supervision, the number of agencies, students in practicum and faculty supervisors, along with supervisor credentials and frequency of contact were explored.

### Number of Agencies, Students in Practicum and Faculty Supervisors

The number of agency partnerships ranged from 7 to over 200. There was between 5 to 285 students, regardless of whether it was their first practicum or a subsequent one and corresponded with the number of agency partners. Figure 21 is a breakdown by credential.

Location	# of Agency Partners	# of Students in Practicum	# of Faculty Supervisors
<b>Overall</b>	<b>7 – 200+</b>	<b>5 – 285</b>	<b>1 – 24</b>
<b>Accelerated Advanced Diploma</b>	15 – 200	5 – 180	1 – 3
<b>Diploma</b>	28 – 200+	22 – 150	1 – 10
<b>Advanced Diploma</b>	7 – 200	30 – 285	1 – 24
<b>Degree</b>	60 – 200+	64 – 285	1 – 24

Figure 22

Only some Ontario Accelerated Advanced Diplomas and Advanced Diplomas specified among its roster of agency partners to have one in a school board setting explicitly. The way the number of students in practicum was reported was at times by semester and by practicum. The

number of faculty supervisors were either reported as whether they were full-time or part-time or by simply with the number.

**Supervisor Credential**

Of the 26 CYC programs that reported about credentials, there were some clarity concerns with exactly whose credential was reported; whether it was faculty or agency supervisors, but from what we observed, it appears to be faculty supervisors.

It was largely seen that faculty supervisors possessed one education level higher than what they were teaching.

Making up 78% of responses, the majority reported supervisors to either require a diploma or masters’ degree (figure 22).



Figure 23

All part-time and casual staffs were either required

to have a CYC diploma, field experience or a combination of the two. Out of the ones that required a diploma and bachelor, 6 diplomas and 1 bachelor required CYC experience.

Credential	Bachelor	Master	Diploma	Other
Acc. Diploma			3	
Diploma	1	4	2	
Adv. Diploma		1	6	2
Degree	1	5		1

All Accelerated Advanced Diplomas required supervisors to have a Diploma, whereas, Degree programs were the only credential that not indicate diplomas as sufficient qualification.

➤ A

➤ D

Degree and Diploma programs were the groups most likely to require a Masters degree (Figure 23).

Figure 24

➤ One program was excluded as they use a website in place of a FW coordinator.

- Other credentials that were indicated other than a Bachelor, Master’s and Diploma, would be specific memberships (i.e. OACYC) or vague definitions such as a qualified professional with knowledge and experience.

**Contact Frequency**

One key element to effective supervision is communication between student and supervisor. For CYC practicum, there are school supervisors and agency supervisors that students are required to be in contact with. The student’s frequency of contact with school and agency supervisors ranged from daily to a set number of meetings and were fairly similar between the two groups, as seen in

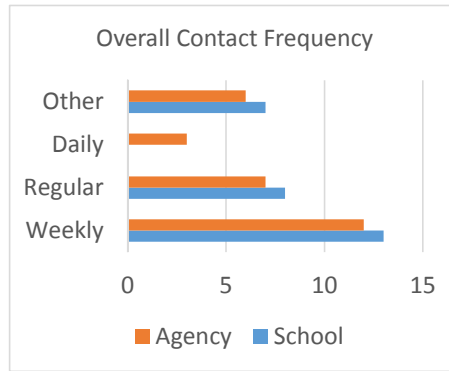


Figure 25

figures 24.

Credential	School Supervisor	Agency Supervisor
<b>Overall</b>	<b>Weekly</b>	<b>Weekly</b>
<b>Accelerated Advanced Diploma</b>	Regular	All reported something different
<b>Diploma</b>	Weekly	Daily
<b>Advanced Diploma</b>	Weekly	Weekly
<b>Degree</b>	Regular/ Weekly	Weekly

Figure 26

Weekly contact was the most frequent response by participants and present in all credentials (figure 25).

- Diplomas were the only group that indicated daily agency supervisor contact to be the most frequent response in contrast to weekly as indicated by most other groups.

- Both Accelerated Advanced

Diplomas and Advanced Diplomas had indicated some agency supervisors had bi-weekly frequencies.

- Whenever regular was indicated as a response, there was a lack of elaboration, and thus it is uncertain whether it was defined in the same way for all participants.

**Evaluation**

Evaluation not only involves the faculty supervisor but also, the agency supervisor and both had varying levels of involvement. In regards to the way practicum is evaluated, the majority were graded at 57%, 43% were either pass/fail or noted as satisfactory and unsatisfactory. Degrees were the

Credential	Graded	Pass / Fail
<b>Acc. Diploma</b>	43%	57%
<b>Diploma</b>	40%	60%
<b>Adv. Diploma</b>	75%	25%
<b>Degree</b>	85%	15%

Figure 27

most inclined in grading practicum, in comparison to diplomas who were the least (figure 26).

The methods of evaluation include:

- Evaluation forms completed by the students, faculty supervisor, agency supervisor or a combination of all three parties with either a midterm and a final evaluation or a final evaluation only.
- Presentations – including interviews, case studies, research projects, of self, facilitations and meetings.
- Written Assignments – reports, field projects, learning plans, workbooks, portfolios, observations, journal, logs, reflections.
- Seminar.

### Future research

This report has only skimmed the surface of our understanding of CYC field work in Canada. There are many characteristics that can be further explored to raise more awareness in CYC field work education practices. In regards to structure, our understanding of the relationship between hours and credit values is still rather limited. A more extensive analysis of these evaluation methods used in CYC practice would enable a more in-depth look at the assessment of CYC field work. It would be most interesting to see how such competencies are measured in relation to learning outcomes in course outlines, and standards that are set out by various associations across the country.



## Appendix A – Coding

The coding used for the institutions that participated throughout this report is comprised of three components:

- Region
- Credential
- Individual ID

<b>Coding Legend</b>			
<b>Region</b>		<b>Credential</b>	
East (NB, NS, PEI, NFLD)	<b>01</b>	Accelerated Advanced Diploma	<b>A</b>
Central (MB, ON, QC)	<b>02</b>	Diploma	<b>B</b>
West (SK, AB, BC)	<b>03</b>	Advanced Diploma	<b>C</b>
		Degree	<b>D</b>

## Appendix B – Practicum Structure

### Accelerated Advanced Programs: Structure

ID	Practicum 1			Practicum 2			Practicum 3			Total Practicum	Total Hours	Total Length
	Hours	Semester	Type	Hours	Semester	Type	Hours	Semester	Type			
02A01	480	3	Block							1	480	1 yr / 3 sem
02A02	448-512	2	Both	448-512	4	Variation				2	896-1024	16 mo / 4 sem
02A03	315-360	2	Concurrent	420-480	3	Concurrent	315-360	4	Concurrent	3	1050-1200	16 mo / 4 sem
02A04	459	3	Block							1	480	1 yr / 3 sem

### Diploma Programs: Structure

ID	Practicum 1			Practicum 2			Practicum 3			Practicum 4			Total Practicum	Total Hours	Total Length
	Hours	Semester	Type	Hours	Semester	Type	Hours	Semester	Type	Hours	Semester	Type			
03B01	150	2	Variation	150	4	Variation							2	300	2 yrs / 4 sem
01B02	24	n/a	Concurrent	150	n/a	Block	200	n/a	Block				3	374	69 Weeks
01B03	24	n/a	Concurrent	150	n/a	Block	200	n/a	Block				3	374	76 Weeks
03B03	120	1	Concurrent	120	2	Concurrent	240	3	Variation	240	4	Variation	4	720	2 yrs / 4 sem
03B04	200	2	Block	280	3	Block	360	4	Block				3	840	2 yrs / 4 sem
01B01	120	2	Block	120	2	Block	120	3	Block	320	4	Block	4	680	2 yrs / 4 sem
03B02	300	3 & 4	Concurrent										1	300	2 yrs / 4 sem

### Advanced Diploma Programs: Structure

ID	Practicum 1			Practicum 2			Practicum 3			Practicum 4			Total Practicum	Total Hours	Total Length
	Hours	Semester	Type	Hours	Semester	Type	Hours	Semester	Type	Hours	Semester	Type			
02C01	231	3	Concurrent	294	4	Concurrent	336	5	Concurrent	336	6	Concurrent	4	1197	3 yrs / 6 sem
02C02	450	3	Block	450	5	Block							2	900	2 yrs / 6 sem
02C03	435	2	Concurrent	480	4	Concurrent	480	5	Block				3	1395	3 yrs / 6 sem
02C04	224	3	Block	448	4	Block	448	6	Block				3	1120	3 yrs / 6 sem
02C05	720	3 & 4	Both	720	5 & 6	Both							2	1440	3 yrs / 6 sem
02C06	210- 240	3	Concurrent	420- 480	5	Concurrent	420- 480	6	Concurrent				3	1050- 1200	3 yrs / 6 sem
02C07	56	2	Concurrent	448	5	Block Modified	504	6	Block				3	1008	3 yrs / 6 sem
02C08	500	3 & 4	Concurrent	700	5 & 6	Concurrent							2	1200	3 yrs / 6 sem
02C09	273	3	Concurrent	294	4	Concurrent	294	5	Concurrent	294	6	Concurrent	4	1155	3 yrs / 6 sem
02C10	240	3	Block	480	6	Block	480	9	Block				3	1200	3 yrs / 9 sem

## Degree Programs: Structure

ID	Practicum 1			Practicum 2			Practicum 3			Practicum 4, 5, 6			Total Practicum	Total Hours	Total Length
	Hours	Sem.	Type	Hours	Sem.	Type	Hours	Sem.	Type	Hours	Sem.	Type			
03D01	150	2	Variation	150	4	Variation	200	7	Variation	200	8	Variation	4	700	4 yrs / 8 sem
03D05	120	1	Concurrent	120	2	Concurrent	240	3	Variation	240	4	Variation	6	960	4 yrs / 8 sem
										120	7	Concurrent			
										120	8	Concurrent			
02D01	25	1	Concurrent	225	3 - 8	Concurrent	540	6 & 7	Both				3	765	4 yrs / 8 sem
03D06	120	2	Concurrent	250	3	Variation	290	4	Block	200	6	Variation	6	1260	2 yr / 4 sem
										200	6	Variation			
										200	6	Variation			
03D02	305	5 & 6	Concurrent	300	5 &/ or 6	Variation							2	605	4 yrs / 8 sem
03D03	120	3 &/ or 4	Concurrent	286	5 &/ or 6	Variation	286	7 &/ or 8	Variation				3	692	4 yrs / 8 sem
03D04	300	5 & 6	Concurrent	300	7 & 8	Concurrent							2	600	4 yrs / 8 sem

## Appendix C – Supervision

### Accelerated Advanced Programs: Supervision

ID	# of Agency Partners	# of Students in Practicum	# of Faculty Supervisors	Required professional & academic experience	Frequency of contact with school supervisor	Frequency of contact with agency supervisor
02A01	150				Regularly	Min 1 hr bi-weekly
02A02	200	Fall 80 Winter & Summer 160	P/T CYW Coordinator	CYC Diploma - Teaching Staff	Weekly	Min 1 hr weekly
02A03	15 (School Board = 1)	180 in Fieldwork at one time	2 F/T and 1 P/T	CYW Advanced Diploma	During onsite meetings only unless needed to address issue	Day-to-day
02A04	at least 60	150	Course instructors supervise practicum	Masters degree	Regular. 4 meetings in P1 2 meetings in P2 35 Hours in P3	Regular. 4 meetings in P1 2 meetings in P2 35 Hours in P3

**Diploma Programs: Supervision**

ID	# of Agency Partners	# of Students in Practicum	# of Faculty Supervisors	Required professional & academic experience	Frequency of contact with school supervisor	Frequency of contact with agency supervisor
03B01	at least 60	150	Course instructors supervise Practicum	Min Masters Degree	Regular. 4 meetings in P1 2 meetings in P2	Regular. 4 meetings in P1 2 meetings in P2
01B02	28	22 in practicum at one time	1 F/T faculty (50% of time is practicum)	Min CYW Diploma and 5 years of experience in the field	Weekly at seminar. Additional supervision as needed	With agency supervisor on a daily basis
01B03	28	22	1 F/T faculty (50% of time is practicum)	Min college Diploma in CYC	Weekly at seminar. Additional supervision as needed	With agency supervisor on a daily basis
03B03	200+	126 and 10 distance	1 coordinator and 9 seminar/ placement instructors	A Bachelors Degree & a Certification in CYC, as well as an extensive CYC practice base. 1 lead seminar/ placement instructor with MA	Students are entitled to 1 hr weekly supervision	Min 1 hr weekly
03B04	60-65	40 (Fall) & 85 (Winter)	3 F/T Casual faculty as needed	Masters degree	Daily	Daily
01B01	30	60	3 F/T 1 Casual	Full time faculty are MEd and MA(CYS). Both are CYC-P certified and one is CYCAA certified. Casual faculty has CYC Diploma from institution where she how facilitates.	Weekly phone contact	Day-to-day

Diploma Programs: Supervision Continued ID	# of Agency Partners	# of Students in Practicum	# of Faculty Supervisors	Required professional & academic experience	Frequency of contact with school supervisor	Frequency of contact with agency supervisor
03B02	80	102 (Diploma and Degree combined)	6 F/T	MA	Regular at 3 evaluation meetings and seminar	Not explicit. At 3 evaluation meetings

**Advanced Diploma Programs: Supervision**

ID	# of Agency Partners	# of Students in Practicum	# of Faculty Supervisors	Required professional & academic experience	Frequency of contact with school supervisor	Frequency of contact with agency supervisor
02C01	80	250	17	Minimum CYW Diploma or equivalent and 5 years of experience in the field	Weekly seminar and weekly site visits	Direct supervision for 2/3 of placement (P2&3).
02C02	7-10 (school & not individual sites)	30-35	Currently 2 for 30 students	Faculty supervise (Min MA in completion). There is also a PT fieldwork supervisor with a CYW Dip.	Weekly communication via website or over the phone	At least once a week
02C03	15 (many with numerous sites)	85-110	7	Min 5 years of experience & CYC Dip	3 onsite visits and regular contact	Regular contact
02C04	33-39	50-60 (P1) 50-60 (P2) 40 (P3)	2 (P1), 1 (P2), 2 (P3)	Min 5 years of experience in direct care roles and a degree in CYC or similar	Approx 20 min weekly (based on need)	Weekly
02C05	150				Regularly	Min 1 hr bi-weekly
02C06	200	285 involved in Field Projects every semester	1 P/T CYW coordinator 16 - 24 P/T FW faculty supervisors who complete FW site visits	CYC diploma - Teaching staff	Weekly	Min 1 hour weekly



Advanced Diploma Programs: Supervision Continued ID	# of Agency Partners	# of Students in Practicum	# of Faculty Supervisors	Required professional & academic experience	Frequency of contact with school supervisor	Frequency of contact with agency supervisor
02C07	145	Approximately 150 each semester	Field Placement Coordinator, 2 Field Placement Support Officers	CYW Diploma	Min 2 face-to-face visits, plus attending orientation and seminar	Min 1 hr weekly
02C08	80 (school board = 1)	165	3 P/T	Minimum academic qualification varies however preference given to CYW background (professional or academic).	Min 1 face-to-face visit per semester	Weekly at seminar & online journal assignments to discuss practicum issues
02C09	180	110 (3rd year)	1 F/T & 1 P/T coordinators; 11 Field liaisons	CYW, CCW or CYCP graduate with experience and/or eligibility for membership with OACYC, or CYW equivalent or qualified professional supervisor having knowledge of & experience with the requirements of the CYW profession and roles	When needed	Min 30 min weekly
02C10	18 (school board = 1)	180 in Fieldwork at one time	2 F/T, 1 P/T	Min CYW Diploma required	During onsite meetings only unless needed to address issue	Day-to-day

## Degree Programs

ID	# of Agency Partners	# of Students in Practicum	# of Faculty Supervisors	Required professional & academic experience	Frequency of contact with school supervisor	Frequency of contact with agency supervisor
03D01	at least 60	150	Course instructors supervise Practicum	Masters degree	Regular. 4 meetings in P1 2 meetings in P2 35 Hours in P3	Regular. 4 meetings in P1 2 meetings in P2 35 Hours in P3
03D05	200+	136	1 Placement coordinator 9 Seminar /Placement Instructors	BA and certification in CYC. Must have extensive CYC practice base. Lead Instructor must have MA.	Students are entitled to 1 hr weekly	Min 1 hr weekly
02D01	200	285 involved in Field Projects every semester	1 P/T CYW coordinator 16 - 24 P/T FW faculty supervisors who complete FW site visits	Uses a website, no actual FW coordinator	Weekly. 4 sessions at Humber (2 Student led, 2 faculty led)	Weekly
03D06	60	160	12-15 students per faculty instructor	Min MA	Weekly group supervision via seminar	Min 1 hr weekly
03D02	150	64 per semester	All F/T Faculty except department head	Min MA	Regularly	Regularly
03D03	200	120 winter & 90 summer	Faculty and Sessional Instructors	Min MA for University instructor BA for on-site supervisors	Regularly	Weekly
03D04	80	102	6 F/T	Min MA	At 3 evaluation meeting and seminar	At 3 evaluation meetings

## Appendix D – Evaluation

### Accelerated Advanced Programs: Evaluation

ID	Criteria for Evaluation	Agency Involvement	Pass/Fail or Graded
02A01	Workbook, Journals, Goals, Mid-term and Final Evaluations, Observation and Feedback (onsite supervisor)	Input regarding grading, participating in 3 meetings with student and School Supervisor, completes observation and feedback evaluation	Graded
02A02	Learning Goals. 2 Formal Evaluations	Agency Supervisors are to complete formal evaluations at the end of each semester	Graded
02A03	Midterm and Final Evaluations (Deductions for not participating in learning exercises, completing internship workbook)	Agency Supervisors complete mid-term and final evaluations	Graded
02A04	Schools: Analysis of 9 Activities, 25 Observations, Task Checklist, Midterm and Final Evaluations	Agency Supervisor completes Midterm and Final Evaluations, as well as observations and analysis of student activities, and reviews weekly goals with students	Satisfactory/ Unsatisfactory

**Diploma Programs: Evaluation**

ID	Criteria for Evaluation	Agency Involvement	Pass/Fail or Graded
03B01	Learning experience assignments (7 = 60%) Performance evaluation (40%)	Agency Staff initial assignments, fill out student rating scale, and write an evaluation to give to the student's School Supervisor	Graded
01B02	Seminar attendance, Journal, Portfolio (weekly activities based on 7 domains which also includes personal reflection paper), Agency Evaluation	Agency completes an Evaluation	Pass/Fail
01B03	Seminar attendance, Journal, Portfolio (weekly activities based on 7 domains which also includes personal reflection paper), Agency Evaluation	Agency completes an Evaluation	Pass/Fail
03B03	Written assignments. There are six evaluation "bands" in the first semester and seven in the second, that are used to evaluate different areas of the students' performance during their mid-point and final evaluations	Agency is involved in the preparation of the Formal Evaluation. Agency signs the Formal Evaluations.	Graded

Diploma Programs Evaluation Continued ID	Criteria for Evaluation	Agency Involvement	Pass/Fail or Graded
03B04	Attendance and active participation, In pre-and post-practicum full day seminar, Small group seminars, Daily reflective journal, Practicum participation, Journal, Learning goals contract, 10-15 min presentation, 10-15 min interview, Activity leadership, Verbal case report on a client, Assessment paper, Midterm and final evaluation, Goal report, Implementation or documentation of elements of case management with an individual client that is specific per practicum	Agency Supervisor determines the evaluation process, however, evaluation forms are filled out jointly with the Agency Supervisor, student, and Faculty Supervisor	Completed (CR) / Not Completed (NCR) Requirements
01B01	Blog/Journal, Assignments (roles and responsibilities, Ethics, Barriers of service and solutions assignment, Self/agency evaluation document. During final internship student create a learning plan and portfolio.	Agency supervisor completes a student evaluation and then compares it with the student's self-evaluation in a meeting with the student.	Pass/Fail
03B02	Learning Plan assignments, Participation, Agency report, Seminar attendance and participation, Practicum project, 3 triad meetings (looking at student feedback forms).	Agency participates in triad meetings and may be consulted regarding practicum projects.	Graded

**Advanced Diploma Programs: Evaluation**

ID	Criteria for Evaluation	Agency Involvement	Pass/Fail or Graded
02C01	Professional Engagement (weekly), Goal development activities professional development reflection (x3), Research project/presentation, Therapeutic program activities, Tools assignment (P2), Evaluation	Collaboration in goal setting, feedback on professional development reflection,	Pass/Fail
02C02	Midterm and Final Evaluations, Observation and Feedback	Observes and gives feedback to students, then consults with School Supervisor regarding student's grade	Pass / Fail/ Incomplete
02C03	Practicum Log and Portfolio, Learning Plan, Mid-term and Final Evaluations, Workbook, Observation and Feedback from Agency Supervisor	Input regarding grading, participating in 3 meetings with student and School Supervisor,	Graded
02C04	Students are evaluated based on their competency regarding the Learning Outcomes and 'Seven Domains of Practice'	Agency Supervisors are to complete mid-point and final evaluations using a checklist based on the 'Seven Domains of Practice'	Graded
02C05	Learning goals. 2 Formal evaluation	Agency Supervisors are to complete formal evaluations at the end of each semester	Graded
02C06	Attendance and participation in meetings, Midterm and Final Evaluations (Deductions for not participating in learning exercises, Completing internship workbook)	Agency Supervisors complete an evaluation (different each semester) with input from student and based on the learning outcomes.	Graded

ID Advanced Diploma Programs: Evaluation continued	Criteria for Evaluation	Agency Involvement	Pass/Fail or Graded
02C07	4 Therapeutic Activity Reports in Practicum 2 and 2 Therapeutic Activity Reports in Practicum 3. Midterm and Final Agency Reports in Practicum 3	Agency Supervisors must complete the Agency Reports and a Feedback/Timesheet form	Pass/Fail
Advanced Diploma Programs  Continued ID	Criteria for Evaluation	Agency Involvement	Pass/Fail or Graded
02C08	Midterm and Final Evaluations	Agency Supervisors complete evaluations and give a recommendation on whether the student should pass/graduate	Satisfactory/ Unsatisfactory
02C09	Evaluations at the end of each semester, Practicum Reports, and Field Visits	Complete supervisor evaluation form and participates in evaluation meetings	Satisfactory/ Unsatisfactory
02C10	Schools: Analysis of 9 Activities, 25 Observations, task checklist, Midterm and Final Evaluations	Agency Supervisor completes Midterm and Final Evaluations, as well as observations and analysis of student activities, and reviews weekly goals with students	Satisfactory/ Unsatisfactory

**Degree Programs: Evaluation**

ID	Criteria for Evaluation	Agency Involvement	Pass/Fail or Graded
03D01	- Prac. 1 & 2: Learning experience assignments (7 = 60%) - Performance evaluation (40%). Practicum 3: portfolio & written assignment (30% each) and one evaluation (40%) per semester	Agency supervisor completes student performance evaluation, approves timecards, initials Learning experience assignments.	Graded
03D05	Self-Evaluation, Agency Assessment, Portfolio, Written Assignments, Learning goals, Social context and plan paper, Seminar	Agency supervisor completes an evaluation and completes assessments jointly with students and Faculty Supervisors.	Graded
02D01	Field Projects: Field project workbook, Agency evaluation, Reflection paper. Internship: Student learning plan, Midpoint and final evaluations, Internship workbook and accompanying journals/discussions on internship TUTR website, 13 modules, Final multiple choice examination	Agency Supervisors complete mid-term and final evaluations	Satisfactory/ Unsatisfactory
03D06	Reflection Papers/Assignments, Midterm and Final Evaluations, Presentation of Case Study, Presentation of Self, Seminar, Reflective cards, CYC net activity	Agency supervisor completes Midterm and Final Evaluations	Graded
03D02	Midpoint and Final Evaluations, Self-Evaluation, Advocacy and Learning plan evaluations, Portfolio	Agency supervisor completes Midpoint and Final Evaluations.	Graded
03D03	Midpoint and Final Evaluations	Agency supervisor completes Midpoint and Final Evaluations	Graded



<b>ID</b> <b>Degree Programs:</b> <b>Evaluation</b> continued	<b>Criteria for Evaluation</b>	<b>Agency Involvement</b>	<b>Pass/Fail or Graded</b>
03D04	Attendance and Participation in Seminar, Presentations and Facilitations, Reflective Practice paper, Learning Plan, Learning Outcomes evaluation, Assignments, Facilitating meetings, 2 Mentor evaluations.	Agency supervisor completes mentor evaluations and participates in meetings.	Graded